

# RXG12E7

Interface plug-in relay, 10 A, 1 CO, lockable test button, LED, 48 V AC

Product availability : Non-Stock - Not normally stocked in distribution facility



Price\* : 8.66 USD



## Main

Range of product	Zelio Relay
Series name	Interface relay
Product or component type	Plug-in relay
Device short name	RXG
Contacts type and composition	1 C/O

## Complementary

Status LED	With
Contacts material	Silver alloy (AgSnO2In2O3)
Maximum contact resistance	100 mOhm
[Ithe] conventional enclosed thermal current	10 A -40...131 °F (-40...55 °C)
[Ie] rated operational current	10 A 30 V DC) UL 10 A 30 V DC) IEC 10 A 250 V AC) IEC 10 A 250 V AC) UL
Maximum switching voltage	250 V AC 30 V DC
Load current	10 A 250 V AC
Maximum switching capacity	2500 VA
Minimum switching capacity	500 mW 100 mA, 5 V DC
Operating rate	<= 1800 cycles/hour under load <= 18000 cycles/hour no-load
Utilisation coefficient	20 %
Mechanical durability	10000000 cycles
Electrical durability	100000 cycles NO resistive at 55 °C 100000 cycles NC resistive at 55 °C

\* Price is "List Price" and may be subject to a trade discount – check with your local distributor or retailer for actual price.

[Ui] rated insulation voltage	250 V IEC 300 V CSA 300 V UL
[Uimp] rated impulse withstand voltage	6 kV 1.2/50 $\mu$ s
Dielectric strength	1000 V AC between contacts micro disconnection 5000 V AC between coil and contact reinforced insulation
Coil resistance	1100 Ohm +/- 10 %
Insulation resistance	1000 MOhm 500 V DC
Test levels	Level A
Mounting position	Any position
Average consumption in VA	0.82 VA 60 Hz
Drop-out voltage threshold	>= 0.3 U <sub>c</sub> AC
Control circuit voltage limits	0.8...1.1 U <sub>c</sub> AC
Coil insulation class	Class F
Operate time	20 ms
Release time	20 ms
[U <sub>c</sub> ] control circuit voltage	48 V AC
Safety reliability data	B10d = 100000
Colour of cover	Standard
Control type	Lockable test button
Local signalling	Flag
Torque value	7.08 lbf.in (0.8 N.m)
Net Weight	0.04 lb(US) (0.02 kg)
Device presentation	Complete product

## Environment

Vibration resistance	3 gn +/- 0.75 mm 10...150 Hz)in operation 5 gn +/- 0.75 mm 10...150 Hz)not in operation
IP degree of protection	IP40
Shock resistance	20 gn in operation 100 gn not in operation
Protection category	RT I
Standards	IEC 61810-1 UL 508 CSA C22.2 No 14
Product certifications	UL China RoHS RoHS CE REACH CSA EAC
Pollution degree	2
Overvoltage category	III
Ambient air temperature for storage	-40...185 °F (-40...85 °C)
Ambient air temperature for operation	-40...158 °F (-40...70 °C)
Relative humidity	10...85 %

## Ordering and shipping details

Category	21127 - ZELIO ICE CUBE RELAYS
Discount Schedule	CP2
GTIN	00785901956310
Nbr. of units in pkg.	10
Package weight(Lbs)	0.05 lb(US) (0.02 kg)
Returnability	No
Country of origin	CN

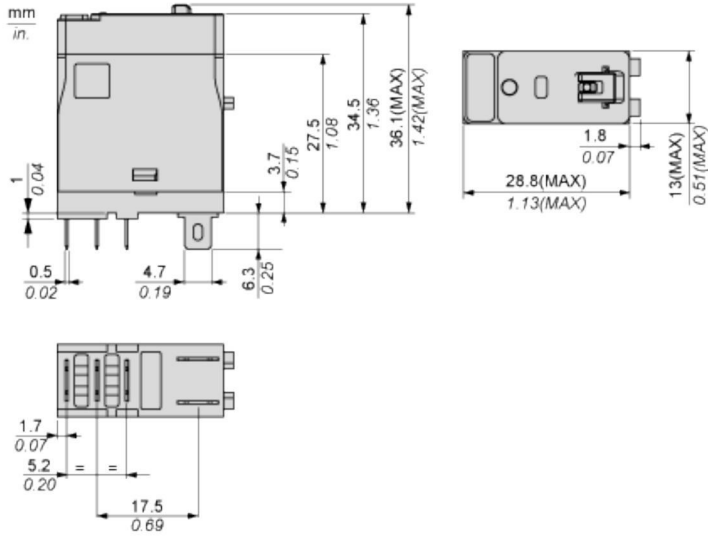
### Packing Units

Package 1 Height	1.40 in (35.500 mm)
Package 1 width	0.51 in (13.000 mm)
Package 1 Length	1.14 in (29.000 mm)

### Offer Sustainability

Sustainable offer status	Green Premium product
REACH Regulation	<a href="#">REACH Declaration</a>
REACH free of SVHC	Yes
EU RoHS Directive	Pro-active compliance (Product out of EU RoHS legal scope) <a href="#">EU RoHS Declaration</a>
Toxic heavy metal free	Yes
Mercury free	Yes
RoHS exemption information	<a href="#">Yes</a>
China RoHS Regulation	<a href="#">China RoHS declaration</a>
Environmental Disclosure	<a href="#">Product Environmental Profile</a>

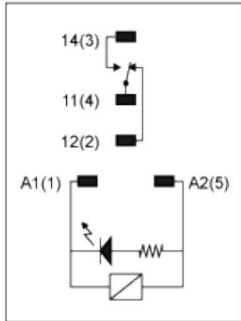
Dimensions



---

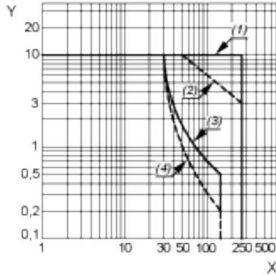
Wiring Diagram

---



Performance Curves

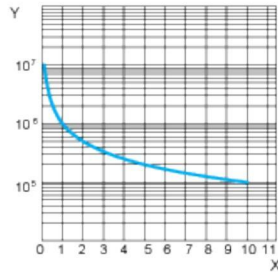
Maximum Switching Capacity



- X : Switching voltage (V)  
 Y : Switching current (A)  
 (1) AC Resistive Load  
 (2) AC Inductive Load  $\cos(\phi)=0.4$   
 (3) DC Resistive Load  
 (4) DC Inductive Load (L/R=7ms)

Life Expectancy

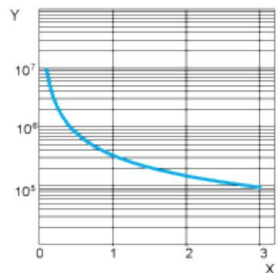
Resistive Load



- X : Contact Current (A)  
 Y : Operating Cycle Number

Life Expectancy

Inductive Load



- X : Contact Current (A)  
 Y : Operating Cycle Number

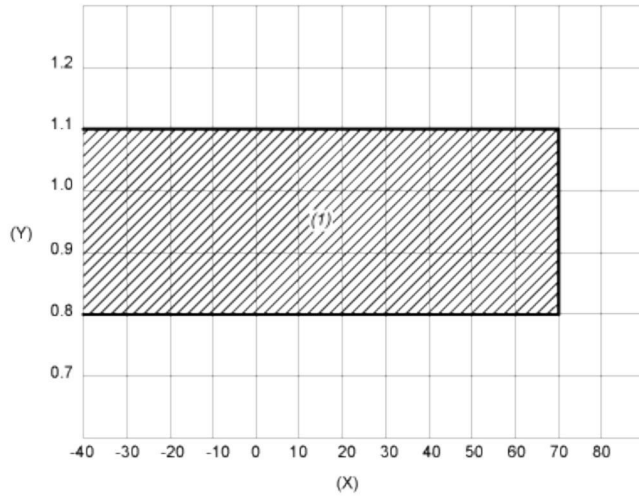
NOTE: These are typical curves, actual durability depends on load, environment, duty cycle, etc.

---

Coil Operating Range

---

AC Coil Operating Range VS Ambient Temperature



- X : Ambient temperature (°C)
- Y : Coil voltage (U/Uc)
- (1) Permitted operating range area